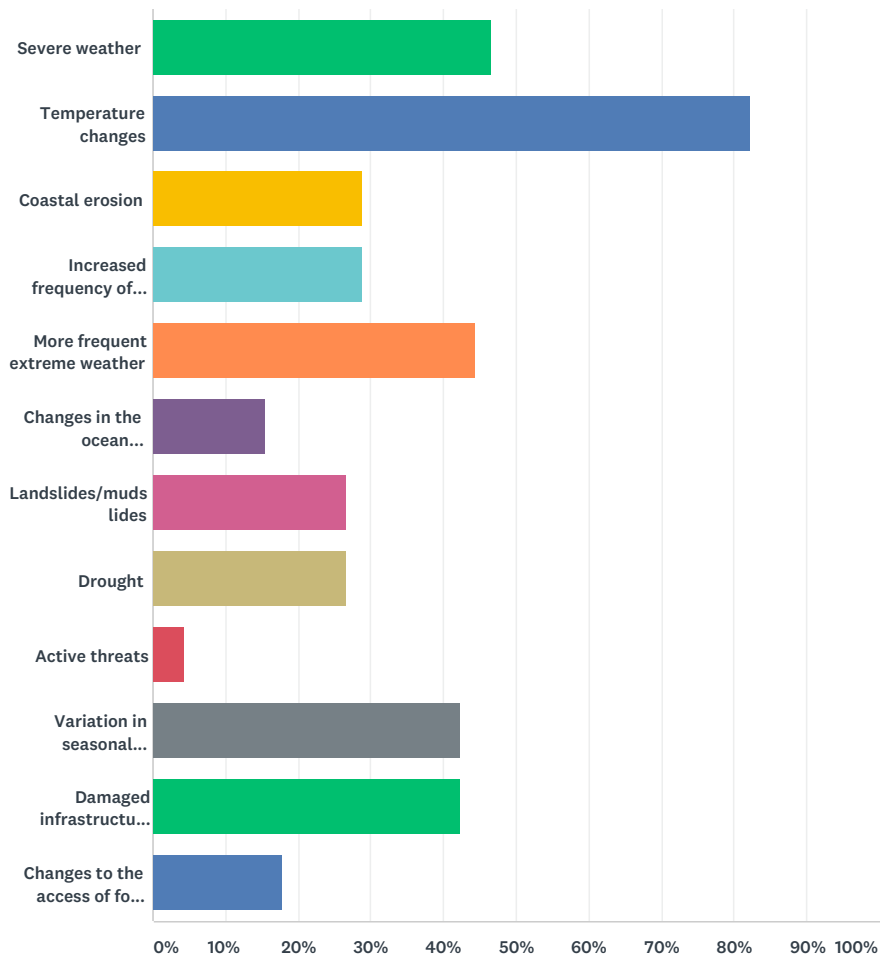


Q1 Have you noticed any of the following changes in the environment or community? (you can choose more than one)

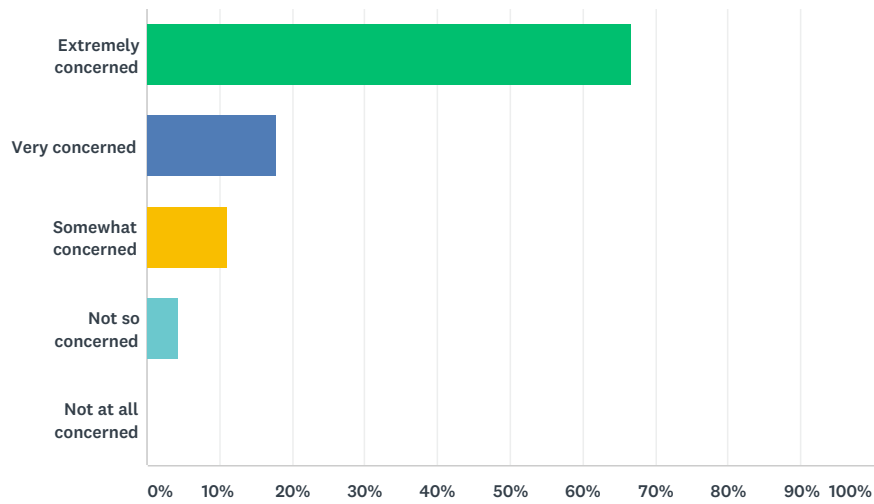
Answered: 45 Skipped: 0



ANSWER CHOICES	RESPONSES
Severe weather	46.67% 21
Temperature changes	82.22% 37
Coastal erosion	28.89% 13
Increased frequency of flooding	28.89% 13
More frequent extreme weather	44.44% 20
Changes in the ocean temperature	15.56% 7
Landslides/mudslides	26.67% 12
Drought	26.67% 12
Active threats	4.44% 2
Variation in seasonal snowfall on the mountains	42.22% 19
Damaged infrastructure (e.g. road degradation)	42.22% 19
Changes to the access of food gathering sites	17.78% 8
Total Respondents: 45	

Q2 How concerned are you about how climate change can affect animals and plants, like orcas, salmon, and huckleberries?

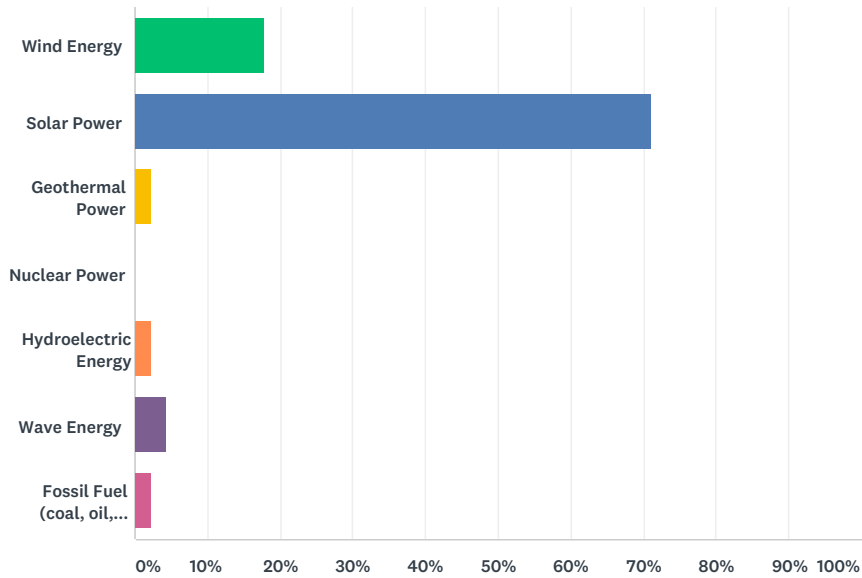
Answered: 45 Skipped: 0



ANSWER CHOICES	RESPONSES
Extremely concerned	66.67% 30
Very concerned	17.78% 8
Somewhat concerned	11.11% 5
Not so concerned	4.44% 2
Not at all concerned	0.00% 0
TOTAL	45

Q3 Which of the following energy sources do you think will be MOST important in the next 10 years?

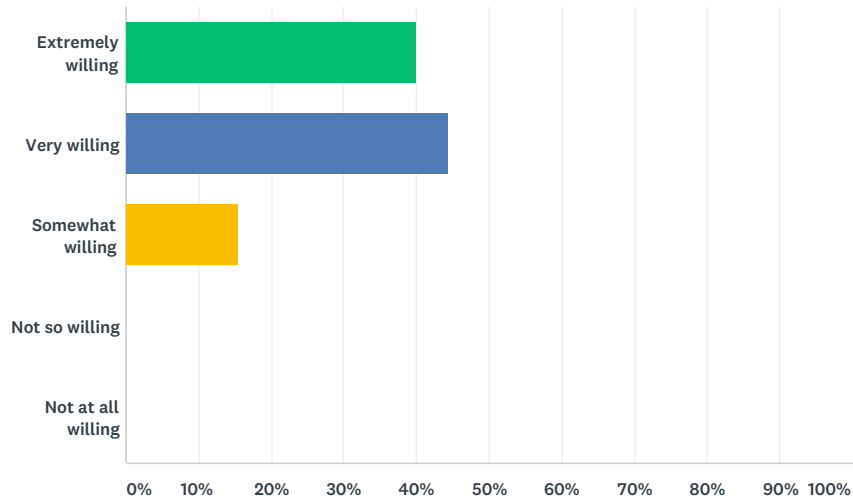
Answered: 45 Skipped: 0



ANSWER CHOICES	RESPONSES	
Wind Energy	17.78%	8
Solar Power	71.11%	32
Geothermal Power	2.22%	1
Nuclear Power	0.00%	0
Hydroelectric Energy	2.22%	1
Wave Energy	4.44%	2
Fossil Fuel (coal, oil, natural gas)	2.22%	1
TOTAL		45

Q4 If changing your day-to-day behavior helps reduce impacts of a changing climate and build a more resilient community in the future, then how willing are you to adopt more sustainable practices and behaviors?

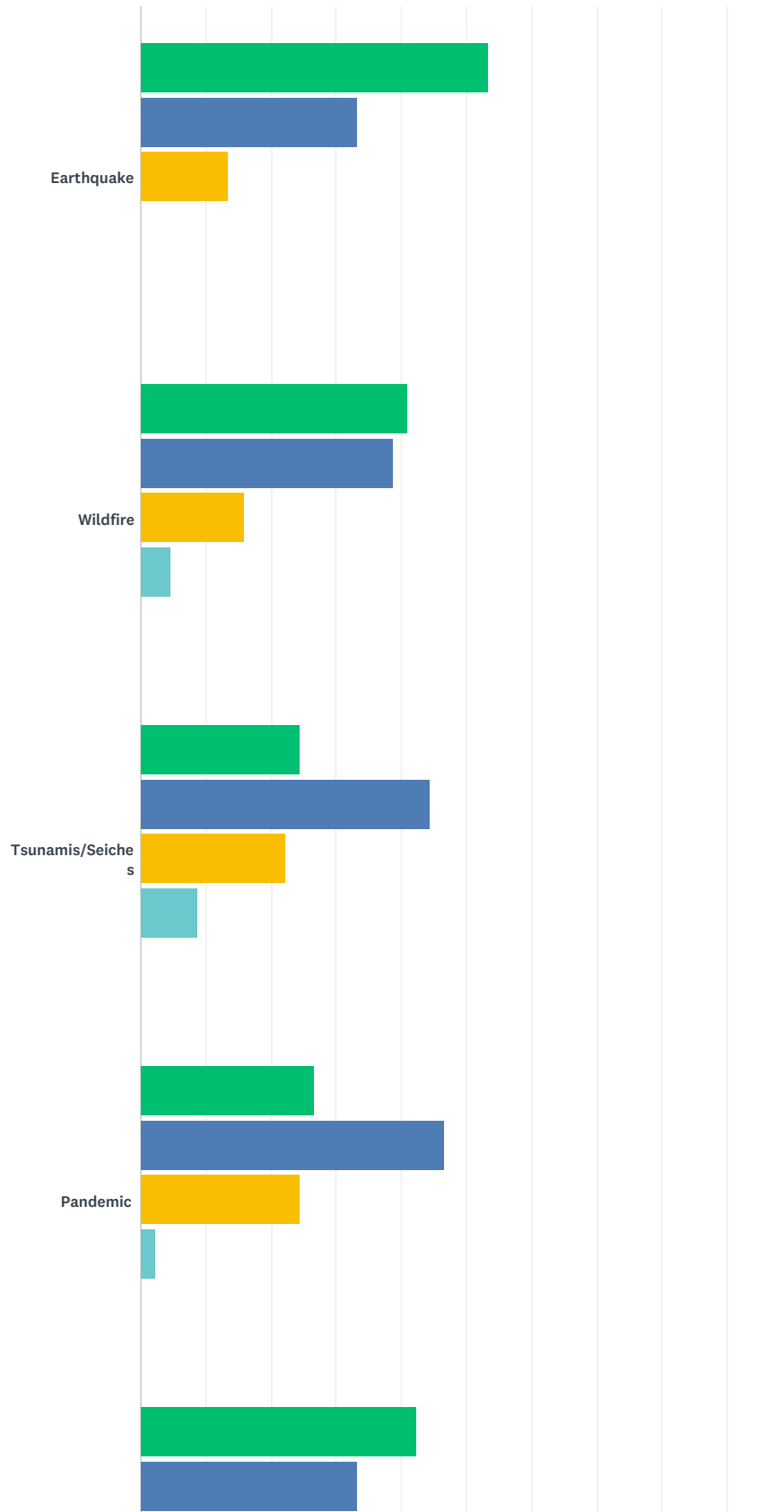
Answered: 45 Skipped: 0

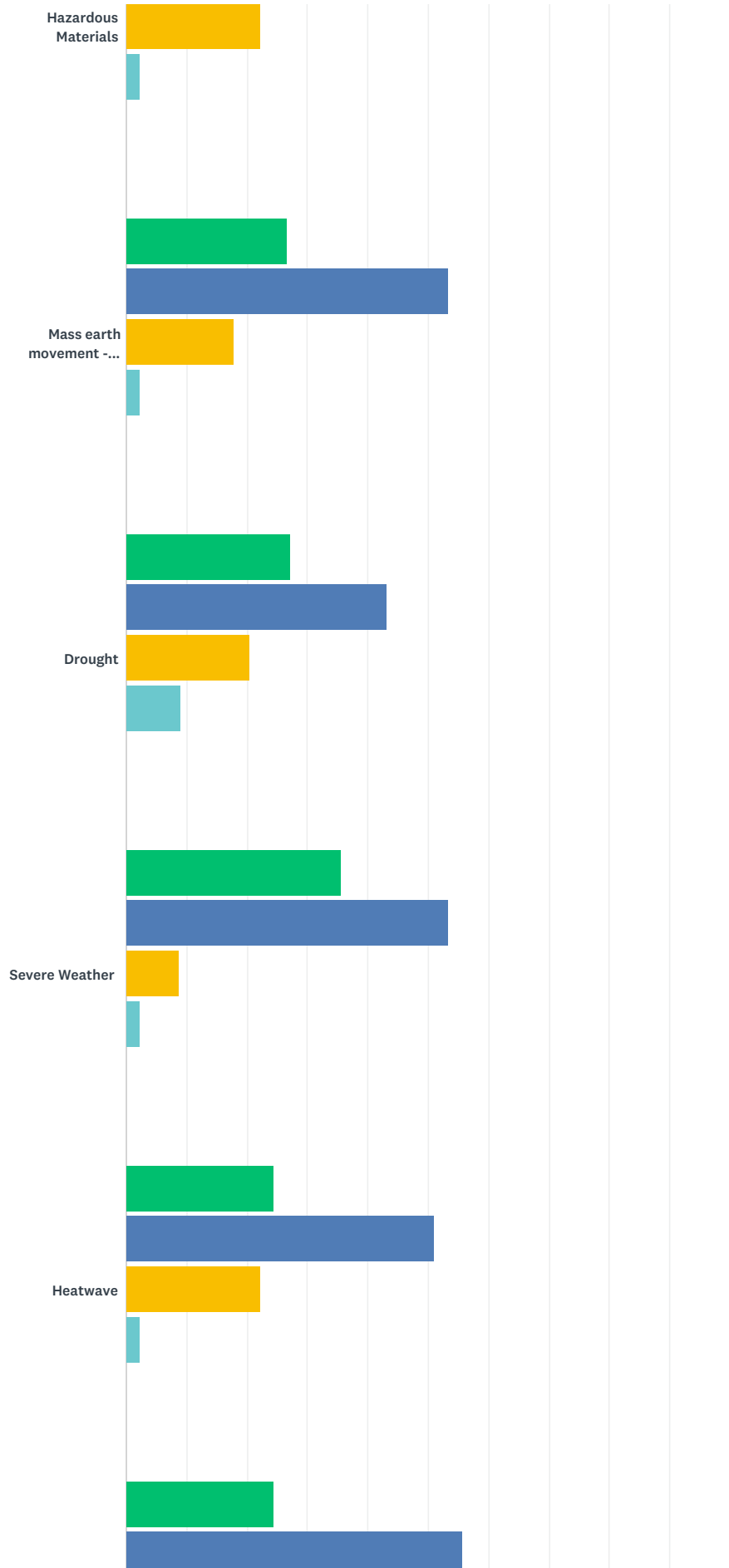


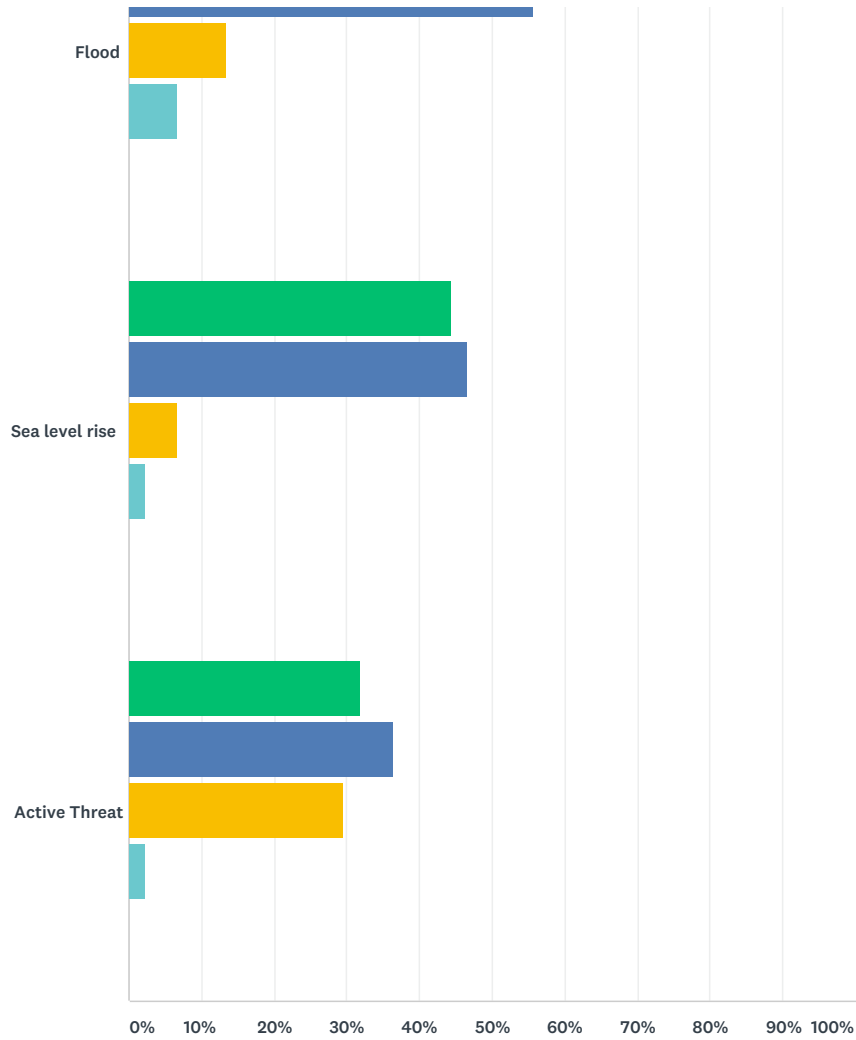
ANSWER CHOICES	RESPONSES	
Extremely willing	40.00%	18
Very willing	44.44%	20
Somewhat willing	15.56%	7
Not so willing	0.00%	0
Not at all willing	0.00%	0
TOTAL		45

Q5 I am concerned about the following natural and human made hazards (strongly agree to strongly disagree)

Answered: 45 Skipped: 0







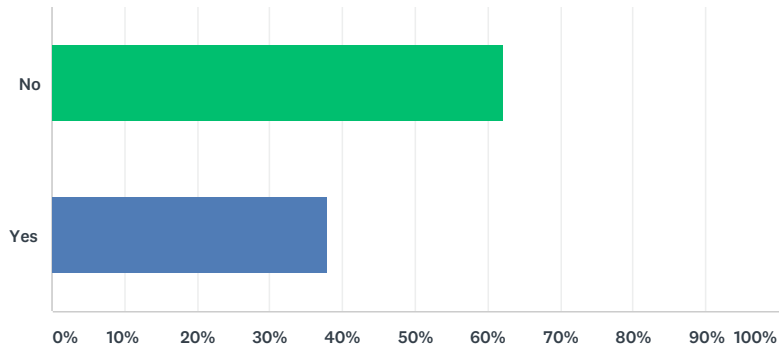
■ Strongly agree
 ■ Agree
 ■ Neither agree nor disagree
 ■ Disagree
■ Strongly disagree

	STRONGLY AGREE	AGREE	NEITHER AGREE NOR DISAGREE	DISAGREE	STRONGLY DISAGREE	TOTAL	WEIGHTED AVERAGE
Earthquake	53.33% 24	33.33% 15	13.33% 6	0.00% 0	0.00% 0	45	1.60
Wildfire	40.91% 18	38.64% 17	15.91% 7	4.55% 2	0.00% 0	44	1.84
Tsunamis/Seiches	24.44% 11	44.44% 20	22.22% 10	8.89% 4	0.00% 0	45	2.16
Pandemic	26.67% 12	46.67% 21	24.44% 11	2.22% 1	0.00% 0	45	2.02
Hazardous Materials	42.22% 19	33.33% 15	22.22% 10	2.22% 1	0.00% 0	45	1.84
Mass earth movement - Landslide/Mudslide	26.67% 12	53.33% 24	17.78% 8	2.22% 1	0.00% 0	45	1.96
Drought	27.27% 12	43.18% 19	20.45% 9	9.09% 4	0.00% 0	44	2.11
Severe Weather	35.56% 16	53.33% 24	8.89% 4	2.22% 1	0.00% 0	45	1.78
Heatwave	24.44% 11	51.11% 23	22.22% 10	2.22% 1	0.00% 0	45	2.02
Flood	24.44% 11	55.56% 25	13.33% 6	6.67% 3	0.00% 0	45	2.02

Sea level rise	44.44% 20	46.67% 21	6.67% 3	2.22% 1	0.00% 0	45	1.67
Active Threat	31.82% 14	36.36% 16	29.55% 13	2.27% 1	0.00% 0	44	2.02

Q6 Have you been impact by a natural or human-made hazard in your community?

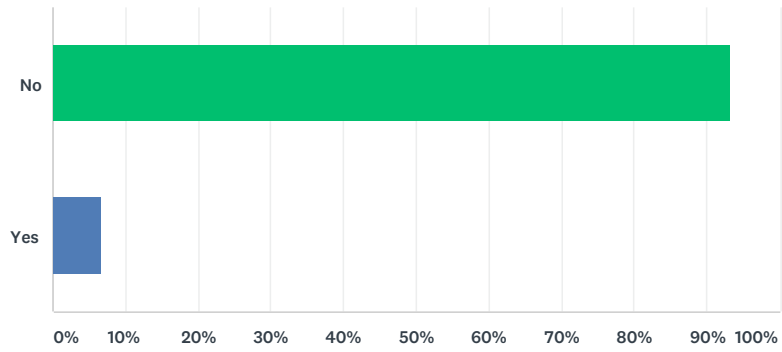
Answered: 45 Skipped: 0



ANSWER CHOICES	RESPONSES	
No	62.22%	28
Yes	37.78%	17
TOTAL		45

Q7 Do you have flood insurance?

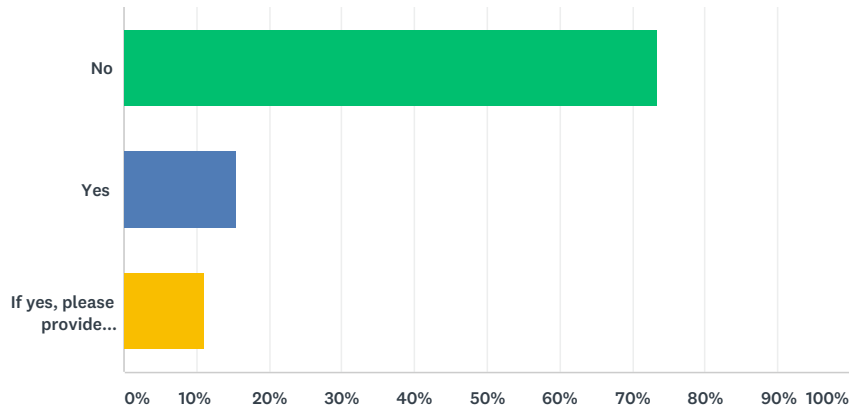
Answered: 45 Skipped: 0



ANSWER CHOICES	RESPONSES
No	93.33% 42
Yes	6.67% 3
TOTAL	45

Q8 Have you taken actions to protect your home and/or business from the impacts of hazards?

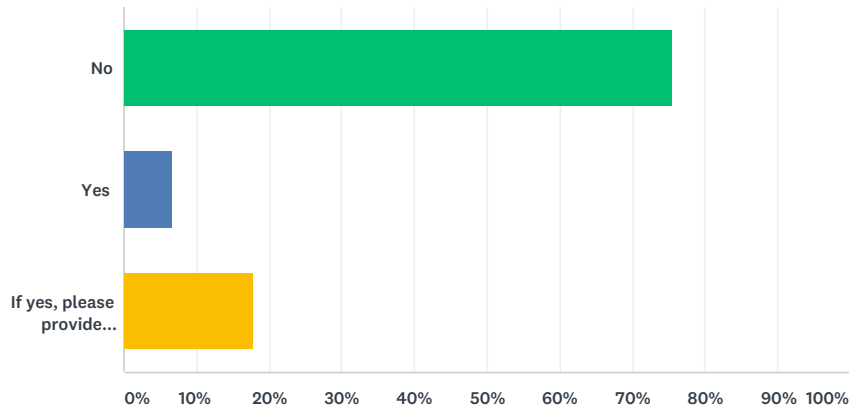
Answered: 45 Skipped: 0



ANSWER CHOICES	RESPONSES	
No	73.33%	33
Yes	15.56%	7
If yes, please provide additional details on what you would like to see	11.11%	5
TOTAL		45

Q9 Do you have project ideas for how to protect the Tribe from the impacts of hazards?

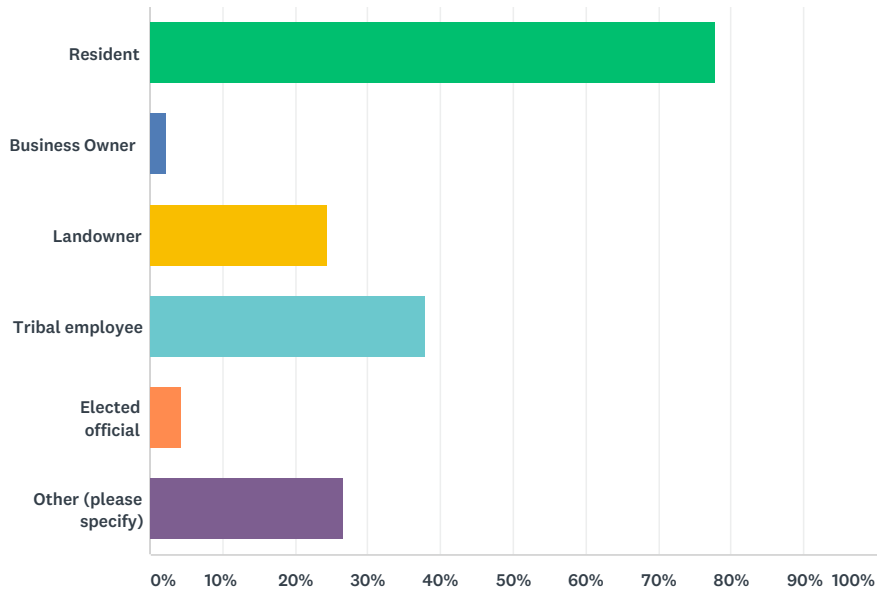
Answered: 45 Skipped: 0



ANSWER CHOICES	RESPONSES	
No	75.56%	34
Yes	6.67%	3
If yes, please provide additional details on what you would like to see	17.78%	8
TOTAL		45

Q10 Which of the following best describes your role in the community? (May select more than one)

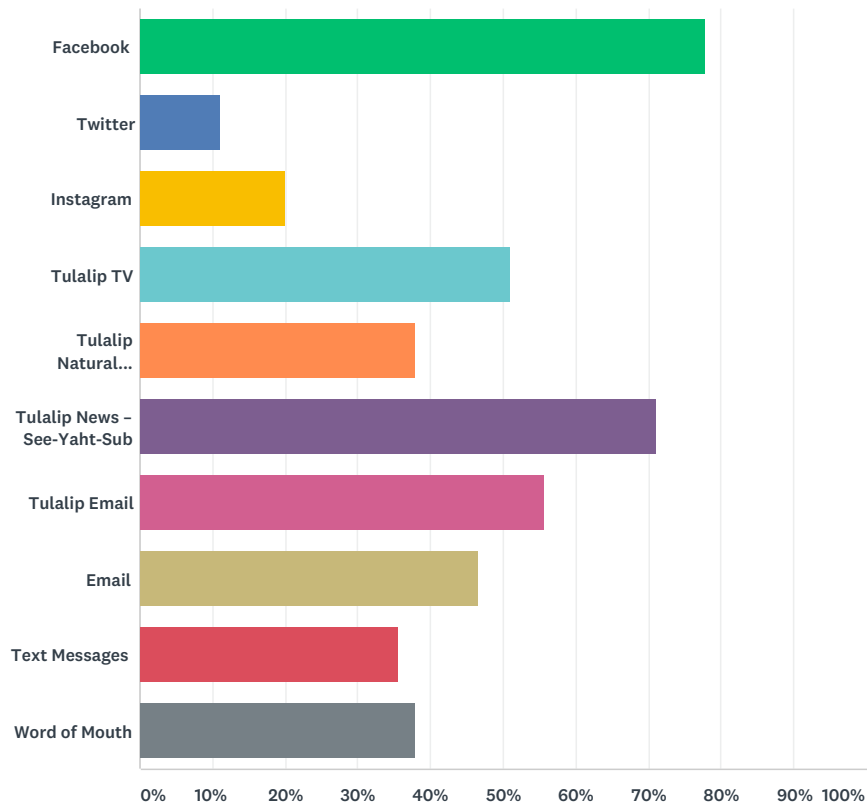
Answered: 45 Skipped: 0



ANSWER CHOICES	RESPONSES	
Resident	77.78%	35
Business Owner	2.22%	1
Landowner	24.44%	11
Tribal employee	37.78%	17
Elected official	4.44%	2
Other (please specify)	26.67%	12
Total Respondents: 45		

Q11 Of the following, what do you think are the best platforms to learn more about climate change/hazard impacts on the Tulalip Tribes? (You may choose more than one)

Answered: 45 Skipped: 0



ANSWER CHOICES	RESPONSES	
Facebook	77.78%	35
Twitter	11.11%	5
Instagram	20.00%	9
Tulalip TV	51.11%	23
Tulalip Natural Resources Website	37.78%	17
Tulalip News – See-Yaht-Sub	71.11%	32
Tulalip Email	55.56%	25
Email	46.67%	21
Text Messages	35.56%	16
Word of Mouth	37.78%	17
Total Respondents: 45		

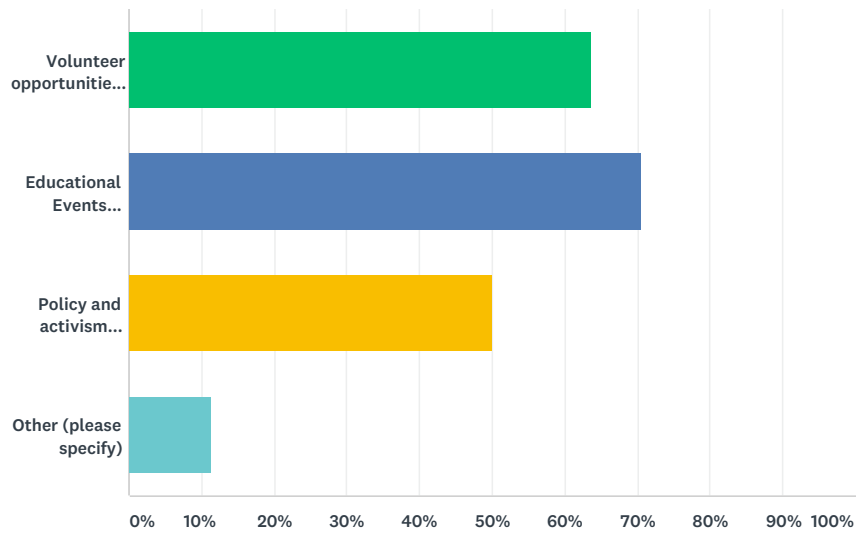
Q12 When you think about a Tribal community that is prepared for disasters, what comes to mind?

Answered: 34 Skipped: 11

#	RESPONSES	DATE
1	Citizen Potawatomi Nation, Tim Zientek has training many in emergency preparedness and response for their Tribal community.	11/26/2019 7:45 PM
2	People that would be most concerned with a flood.	11/25/2019 3:09 AM
3	Basic needs, food, shelter, etc. followed by a responsive recovery plan.	11/23/2019 4:08 PM
4	Competency of awareness	11/23/2019 4:42 AM
5	Food, water, & temporary shelter for all those affected	11/23/2019 12:19 AM
6	Static EOC, MOU's with neighboring communities, fully stocked meeting hall, Teen CERT, CERT, fully staffed Emergency Management.	11/22/2019 6:53 PM
7	Preparedness measures	11/21/2019 8:29 PM
8	Team work - everybody has a roll to play	11/21/2019 7:32 PM
9	Not sure	11/21/2019 5:47 AM
10	Make sure there is enough water and food and blankets and flashlights	11/21/2019 2:40 AM
11	A plan that protects as many members as possible	11/20/2019 6:40 PM
12	Shelters	11/20/2019 5:21 PM
13	Water, food, shelter and medical supplies	11/20/2019 8:03 AM
14	Food security Emergency plans for how to communicate during emergency Educating community on ways to help	11/20/2019 6:27 AM
15	A plan and a multiple places that everyone is aware of and can reach from each end of the reservation (bunkers full of food, blankets, etc.)	11/20/2019 5:28 AM
16	That their smart. Disasters happens when you least expect them when no one is prepared. So if the tribe was prepared that had food/water/shelter planned for the community that could save our people. Or educate families if/when a disaster happens how to prepare And what to have (food,water, generator) so people have an idea how to survive the disaster without going crazy.	11/20/2019 4:49 AM
17	I'm not aware of anything that makes us prepared.	11/20/2019 3:40 AM
18	Not prepared	11/20/2019 3:12 AM
19	Not prepared	11/20/2019 2:13 AM
20	That we are no where near ready for a natural disaster	11/19/2019 11:22 PM
21	Having a shelter space put aside for when natural disaster hits for tribal members	11/19/2019 10:29 PM
22	A lot of stuff they teach people in CERT.	11/19/2019 8:03 PM
23	There should be a designated location on the reservation where members can go for food and shelter. Incident command, communication and transportation for tribal members needs to be factored in.	11/19/2019 7:57 PM
24	Families are given kits for at least 5 day's of emergency supplies. Families are given notice of what areas will be safe and how to get there in case of an emergency.	11/19/2019 7:45 PM
25	Be able to move people quickly out of danger..	11/19/2019 7:41 PM
26	Education of things to expect.	11/19/2019 7:34 PM
27	We have to be able to have a safe zone somewhere for members to go.	11/19/2019 7:10 PM
28	a community that has the resources and communication infrastructure to protect its members.	11/19/2019 6:53 PM
29	Survival.	11/19/2019 6:45 PM
30	Emergency Action Plan. A task force for the community during emergencies.	11/19/2019 4:25 PM
31	Infrastructure in place	11/18/2019 4:53 PM
32	Plan. Teach. Stock up.	11/16/2019 5:39 PM
33	Place where we can all gather and where supplies/food/etc are available	11/15/2019 7:21 PM
34	well informed community	11/15/2019 6:09 PM

Q13 What type of action would you like to see and be involved in the future: (you can choose more than one)

Answered: 44 Skipped: 1



ANSWER CHOICES	RESPONSES	
Volunteer opportunities (planting trees, clean up events, invasive species removal)	63.64%	28
Educational Events (workshops, meetups, presentations)	70.45%	31
Policy and activism opportunities (advocacy, involvement in the legislative process, civic engagement)	50.00%	22
Other (please specify)	11.36%	5
Total Respondents: 44		

Q14 Contact Information (Optional) - this supports our ability to reach back to folks who want to be engaged in plan review or other activities, such as implementation and contact you if you win the raffle.

Answered: 32 Skipped: 13

ANSWER CHOICES	RESPONSES	
Name	100.00%	32
Company	28.13%	9
Address	78.13%	25
Address 2	3.13%	1
City/Town	84.38%	27
State/Province	84.38%	27
ZIP/Postal Code	90.63%	29
Country	59.38%	19
Email Address	90.63%	29
Phone Number	68.75%	22